


















## Key Stage 1

CONTEXT		Nocton Community School (2031)		Local Authority - Lincolnshire		
Item		Value	Cov.	Value	Gap	Cov.
Cohort		3	-	8,235	n/a	-
Gender (Boys)		33.3%		51.2%	-17.9%	100.0%
SEN Support		0.0%		12.9%	-12.9%	99.5%
EHCP/Statement		0.0%		2.7%	-2.7%	99.5%
Ethnicity (BME)		0.0%		4.8%	-4.8%	99.5%
Language (EAL)		0.0%		12.0%	-12.0%	100.0%
Disadvantaged		0.0%		23.9%	-23.9%	100.0%

## ASSESSMENTS

		Nocton Community School (2031)		Local Authority - Lincolnshire		
Subject	Level	Value		Value	Gap	
Reading	≥EXS	100.0%		71.1%	+28.9%	
	GDS	100.0%		22.9%	+77.1%	
Writing	≥EXS	100.0%		66.6%	+33.4%	
	GDS	66.7%		14.4%	+52.3%	
Maths	≥EXS	100.0%		73.0%	+27.0%	
	GDS	66.7%		19.3%	+47.4%	